

Wolverhampton Job Vacancy Insight Report

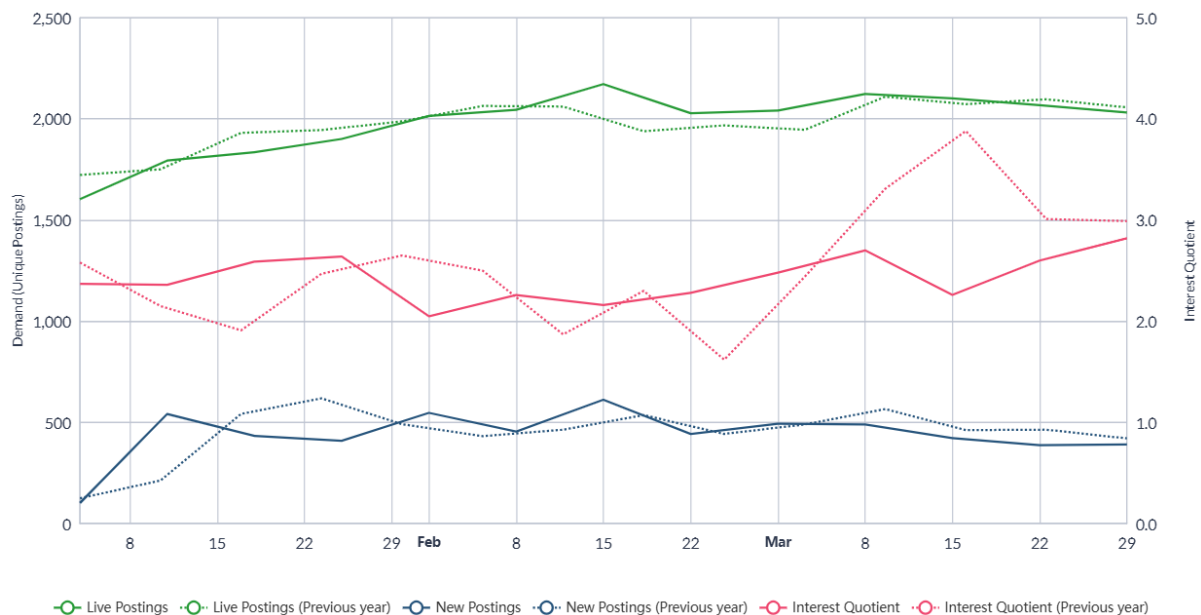
January to March 2026

Current Job Posting Trends¹

Wolverhampton Overview

- Between January to March 2026 (inclusive), there were 7,327 unique job adverts for roles recorded in Wolverhampton. This number of postings is high compared to all local authority districts. Over the past year, this has decreased by 9.2%, compared to a decrease of 20.4% across the UK.
- During this period, there were 5,640 unique job postings. This number of postings is high compared to all local authority districts. Over the past year, this has decreased by 8.9%, compared to a decrease of 21.0% across the UK.

Demand and Interest Trend:



- Comparing the final week of the quarter with the week at the start of the quarter, live postings adverts increased by 26.8% while new job postings increased by 283.3%, indicating a significant rise in labour market demand over this period.
- More recent trends show a drop in demand as live postings decreased by -0.4% in the last 30 days of job posting activity, new postings also decreased by 20.9%. Despite a sharp rise in job postings at the start of the quarter, labour market demand steadily declined through the rest of the period.
- By comparing interest quotient and demand, we can identify where there are mismatches in talent/supply and demand. Interest Quotient is ranked high at 2.4.

¹ Source: All data derived from the Adzuna Analyst Tool (April 2026)

Wolverhampton Advertised Salary

- The advertised median salary for roles over this period in Wolverhampton was £35,525 – up by 2.4% from the previous year but 3.7% below the overall national median salary of £36,902.

Salary Trend:



Top Occupations

- The top posted occupations below account for 12.7% of all job postings in this quarter.
- Teaching Assistants are the most in demand occupations, receiving the highest number of postings in the area, closely followed by Science Teachers (Secondary School).
- Positions for Lorry Drivers were the most in demand vacancies from the employee perspective, receiving the highest interest in terms of clicks and applicants.
- Product Quality Inspectors have the highest location quotient while Science Teachers (Secondary School) have the highest salary.

In-Demand Occupations:

Occupation	Median Salary	Unique Postings	Location Quotient	Interest Quotient
Teaching Assistant	£24,700	142	1.87	4.75
Science Teacher Secondary School	£46,800	110	3.96	0.26
SEN Assistant	£24,700	108	2.01	1.72
Driver	£36,755	101	1.8	28.12
Social Care Worker	£26,124	91	1.01	17.83
Manager	£41,500	84	0.74	10.83
Primary School Teacher	£44,330	79	0.9	2.11
Assistant	£27,517	77	1.38	18.62
Lorry Driver	£34,320	73	1.1	13.86
Maintenance Engineer	£49,142	68	1.87	2.38

Most In-Demand Skills

- Reflecting the most advertised occupations, the biggest skills gaps are around ‘communication’, ‘assertiveness’ and ‘management’.

In-Demand Skills:

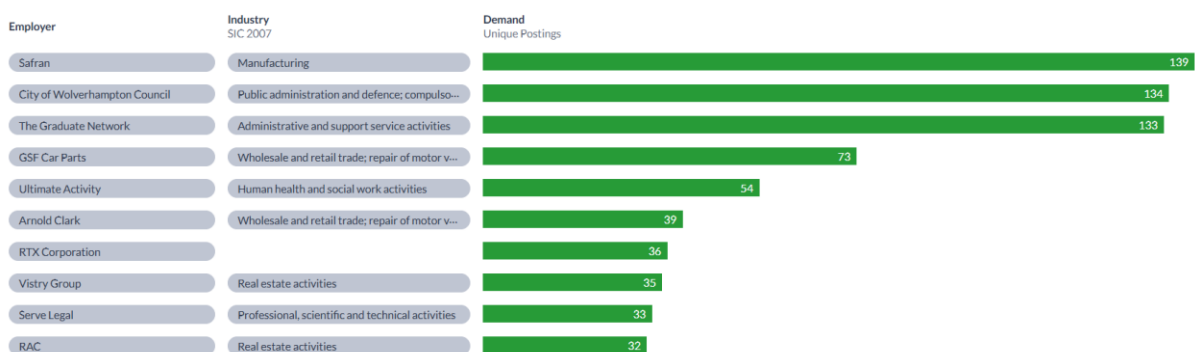
Skills most requested in postings in Wolverhampton, 01/01/2026 - 31/03/2026



Who's Hiring

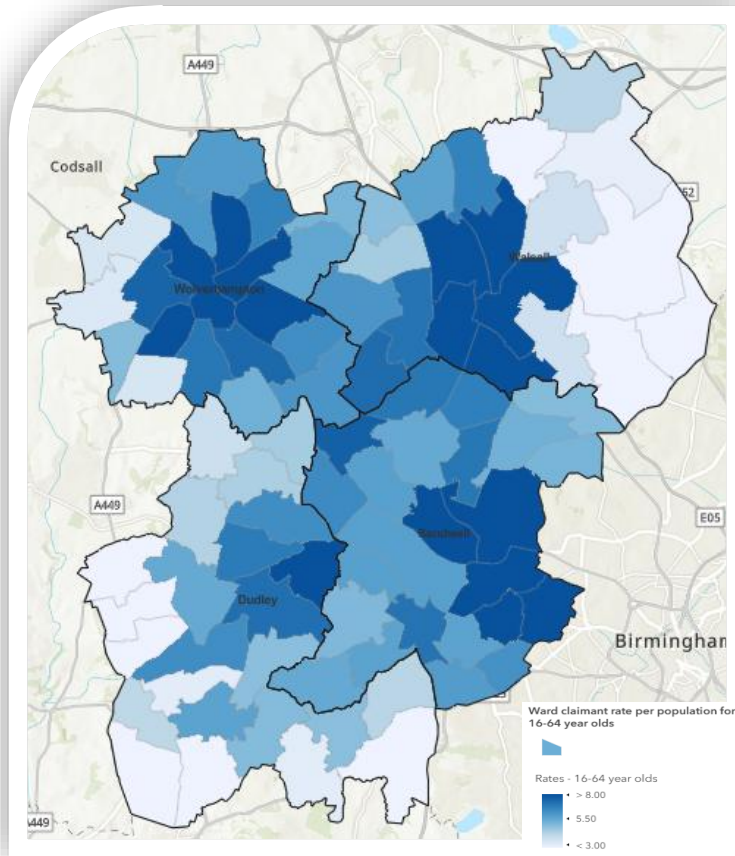
- By volume Safran have logged the most job postings, closely followed by City of Wolverhampton Council and The Graduate Network.

Employers Hiring:



Wolverhampton Total Claimants²

- Wolverhampton had 12,025 claimants aged 16 years and over in March 2026, an increase of 200 (+1.7%) claimants from the previous month. Compared to March 2025, claimants in Wolverhampton decreased by 610 (-4.8%).



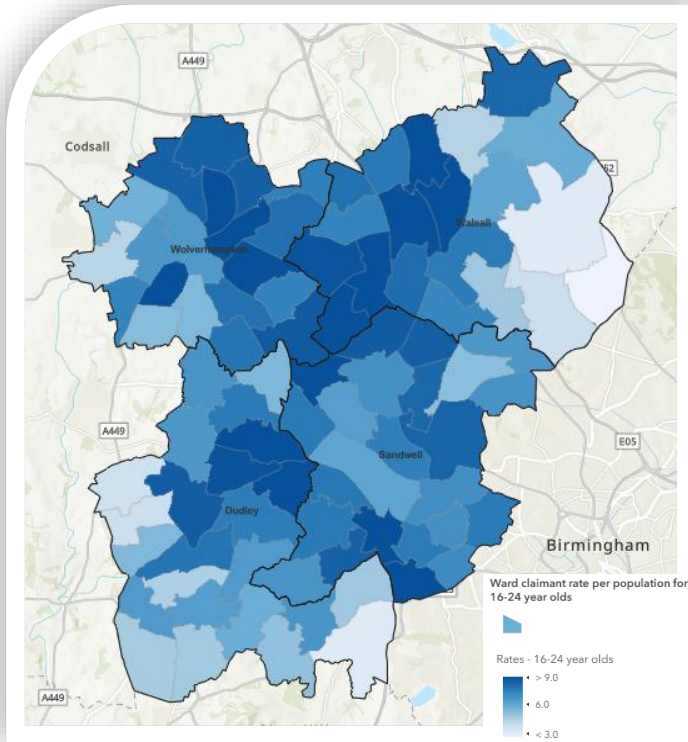
Wolverhampton Wards	Number	Rate
Bilston North	585	6.4%
Bilston South	610	6.2%
Blakenhall	605	7.0%
Bushbury North	505	6.0%
Bushbury South & Low Hill	900	8.8%
East Park	730	8.6%
Ettingshall North	800	7.4%
Ettingshall South & Spring Vale	450	5.4%
Fallings Park	525	6.7%
Graiseley	735	8.0%
Heath Town	935	9.2%
Merry Hill	385	5.1%
Oxley	595	6.1%
Park	735	7.5%
Penn	280	3.6%
St Peters	1,355	12.1%
Tettenhall Regis	275	3.6%
Tettenhall Wightwick	210	3.5%
Wednesfield North	365	5.3%
Wednesfield South	450	5.7%

- Out of the 20 wards within Wolverhampton, 17 were above the UK average of 4.0%.
- The wards with the highest number of claimants as a percentage of residents aged 16 years and over were St Peter's at 12.1% followed by Heath Town at 9.2% and Bushbury South & Low Hill at 8.8%.

² Office for National Statistics (ONS) / Department for Work and Pensions (DWP), claimant counts, released April 2026.

Wolverhampton Youth Claimants

- Wolverhampton had 2,420 youth claimants in March 2026, an increase of 60 (+2.5%) youth claimants since the previous month. When compared to March 2025, the number of youth claimants increased by 100 (+4.3%).



Wolverhampton Wards	Number	Rate
Bilston North	115	7.4%
Bilston South	160	8.7%
Blakenhall	90	5.6%
Bushbury North	115	8.5%
Bushbury South & Low Hill	205	9.6%
East Park	170	11.0%
Ettingshall North	150	8.0%
Ettingshall South & Spring Vale	120	7.9%
Fallings Park	115	8.6%
Graiseley	145	9.4%
Heath Town	180	9.6%
Merry Hill	90	7.4%
Oxley	125	8.5%
Park	100	6.8%
Penn	60	5.4%
St Peters	190	6.7%
Tettenhall Regis	65	5.8%
Tettenhall Wightwick	40	4.6%
Wednesfield North	80	7.5%
Wednesfield South	105	8.1%

- Challenges remain with youth claimants as all 20 wards in Wolverhampton were above the UK average of 4.5% in March 2026.
- The wards with the highest number of claimants as a percentage of residents aged 16-24 were East Park at 11.0%, followed by Bushbury South & Low Hill and Heath Town both at 9.6%.